


A pair of hands is shown holding a glowing white orb of light. The orb is bright and has a textured, crystalline appearance. The hands are positioned around the orb, with fingers slightly curled. The background is dark, making the light orb stand out prominently.

APRENDICES DE LA LUZ
EL CHAKRA DE LAS MANOS


AUTOMÁTICO

A hand is shown from the palm side, holding a vibrant, multi-colored stream of energy or smoke. The colors transition from red at the base, through yellow, green, and blue, to purple at the top. The background is black, making the hand and the colorful stream stand out.

Localización: palmas de las manos.
Sin color específica.

A pair of hands is shown from the wrist down, palms facing up, holding a small white flower with a yellow center and several green leaves. The background is a dark, starry night sky with soft, glowing clouds. The text is centered at the bottom of the image.


**Este chakra tiene un papel a parte.
Tiene la misma característica del cristal
blanco: acciona o desactiva energía.**

A close-up photograph of two hands held palm up, with a vibrant rainbow chakra overlay. The colors transition from red at the top to purple at the bottom, passing through orange, yellow, green, and blue. The background is a dark, textured surface.

El chakra de las manos es un vehículo directo a través del cual las Fuerzas Cósmicas operan. Interferimos apenas para intuir y accionar la orden que debe ser dada en cada caso.




Para cargar este chakra con la energía cósmica, basta frotar las palmas de las manos una en la otra.

A photograph showing two hands in silhouette, cupped together and holding a bright, glowing orb of light. The background is a warm, golden sunset or sunrise over a body of water, with the sun low on the horizon. The overall mood is serene and spiritual.


Este es el gesto básico, primero, de cualquier trabajo de energización. En el momento en que hacemos esto, sentimos un calor o un hormigueo en el lugar donde frotamos.

A pair of hands is shown from the front, palms facing each other, holding a large, glowing blue cloud of particles. The particles are concentrated in the center and become more diffuse towards the edges. The hands are illuminated from the side, creating a strong blue glow. The background is black, making the blue light stand out. The overall effect is that of a contained, energetic field.


Esto significa que captamos las partículas de energía del aire, aglutinándolas y transformándolas en una onda, como un rayo laser.

A photograph of a person's arms raised in a 'V' shape against a bright sun in a clear blue sky. The sun is positioned at the top center, creating a lens flare effect. The person's arms are dark, and the overall scene conveys a sense of energy and positivity.


Una vez cargadas las manos (durante una energización debemos cargarlas cuantas veces creamos necesario), vamos a usarlas de muchas maneras, conforme la necesidad del momento.

The image shows two human hands, one above and one below, against a dark background. Between the hands is a field of small, colorful, glowing particles in shades of blue, green, and purple, suggesting an energy field or magnetic field. The hands are positioned as if they are interacting with or containing this energy.

El pase magnético o masaje energético puede ser aplicado en las mas variadas situaciones: podemos pasar las manos a lo largo y encima del cuerpo de una persona, para captar sus circuitos bloqueados y desbloquearlos.

A close-up photograph of a hand holding a vibrant purple flower. The hand is positioned in the lower half of the frame, with fingers gently cupping the base of the flower. The flower has multiple layers of petals, radiating from a dark center. The background is a solid, deep black, which makes the purple of the flower and the skin tones of the hand stand out. The lighting is soft, highlighting the texture of the petals and the skin.

Podemos cargar las manos y poner una energía de activación o desactivación, pidiendo, por ejemplo, el color verde sobre alguien que esté con fiebre.

A photograph showing two hands reaching towards each other against a sunset background. The hands are silhouetted against the bright orange and yellow light of the setting sun. The hand on the right is reaching from the top right towards the center, while the hand on the left is reaching from the bottom left towards the center. The fingers are slightly curled, suggesting a gesture of offering or reaching out. The overall mood is warm and hopeful.

Tanto podemos usar este gesto de una manera generalizada, buscando el bienestar del otro, o el nuestro propio, como podemos especificar el uso. Por ejemplo: para quitar un dolor, aliviar una angustia, hacer un pedido.

A pair of hands is shown holding a small, dark, textured object, possibly a piece of wood or a small animal, over a yellow background. The hands are positioned on either side of the object, with fingers slightly curled. The background is a bright yellow color with a subtle, wavy pattern. The text is centered over the image.

En este caso, basta acoplar al gesto de energización una orden mental, cualquiera, la que parezca mas indicada. Vendrá intuitivamente.

A pair of hands is held up, palms facing each other, against a bright, cloudy sky. The hands are positioned in the lower center of the frame, with the fingers slightly spread. The sky is a mix of blue and white, with large, fluffy clouds that are illuminated from behind, creating a glowing effect. The overall mood is positive and hopeful.

**Podemos derramar energía positiva en el ambiente.
Podemos utilizar este gesto simple de frotar las
manos para captar energía para nuestro propio
alimento o para alimentar otras personas.**

A photograph showing two hands submerged in shallow, clear water. The hands are positioned palms up, with fingers spread. The water is rippling around the hands. The person's left hand has a blue ring on the ring finger and a blue beaded bracelet on the wrist. The right hand has a silver ring with a purple stone on the ring finger. The background is a rocky stream bed with some green moss or algae.

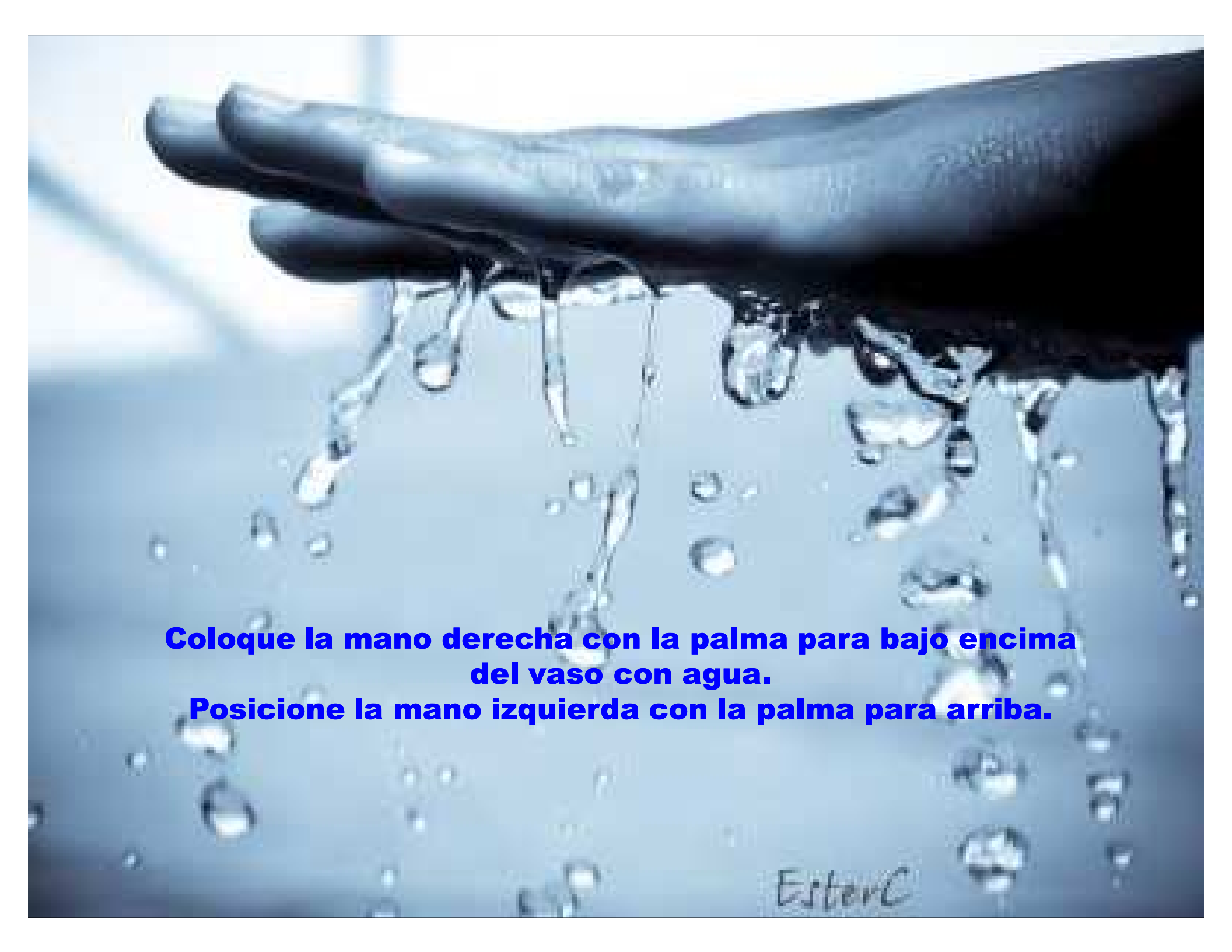
EJEMPLO DE EJERCICIO CON EL CHAKRA DE LAS MANOS
Energización del agua

Llene un vaso con agua.



A pair of hands, belonging to a person wearing a dark blue suit jacket, are shown from the wrist up. The hands are cupped together, holding a glowing, fractal-like pattern of light. The pattern is symmetrical and resembles a complex, organic shape, possibly a stylized 'S' or a similar symbol. The light is bright and has a shimmering, crystalline quality. The background is dark, making the light pattern stand out. The overall image has a halftone or dithered appearance.

**Frote las palmas de las manos.
Conéctese a la Fuente.**


A close-up photograph of a hand held palm-down, with numerous water droplets falling from the fingers and palm. The background is a soft, out-of-focus blue and white. The text is overlaid in the lower-left quadrant of the image.

**Coloque la mano derecha con la palma para bajo encima del vaso con agua.
Posicione la mano izquierda con la palma para arriba.**

EstorC



La mano izquierda “atrae” la energía y la derecha la transmite al agua.

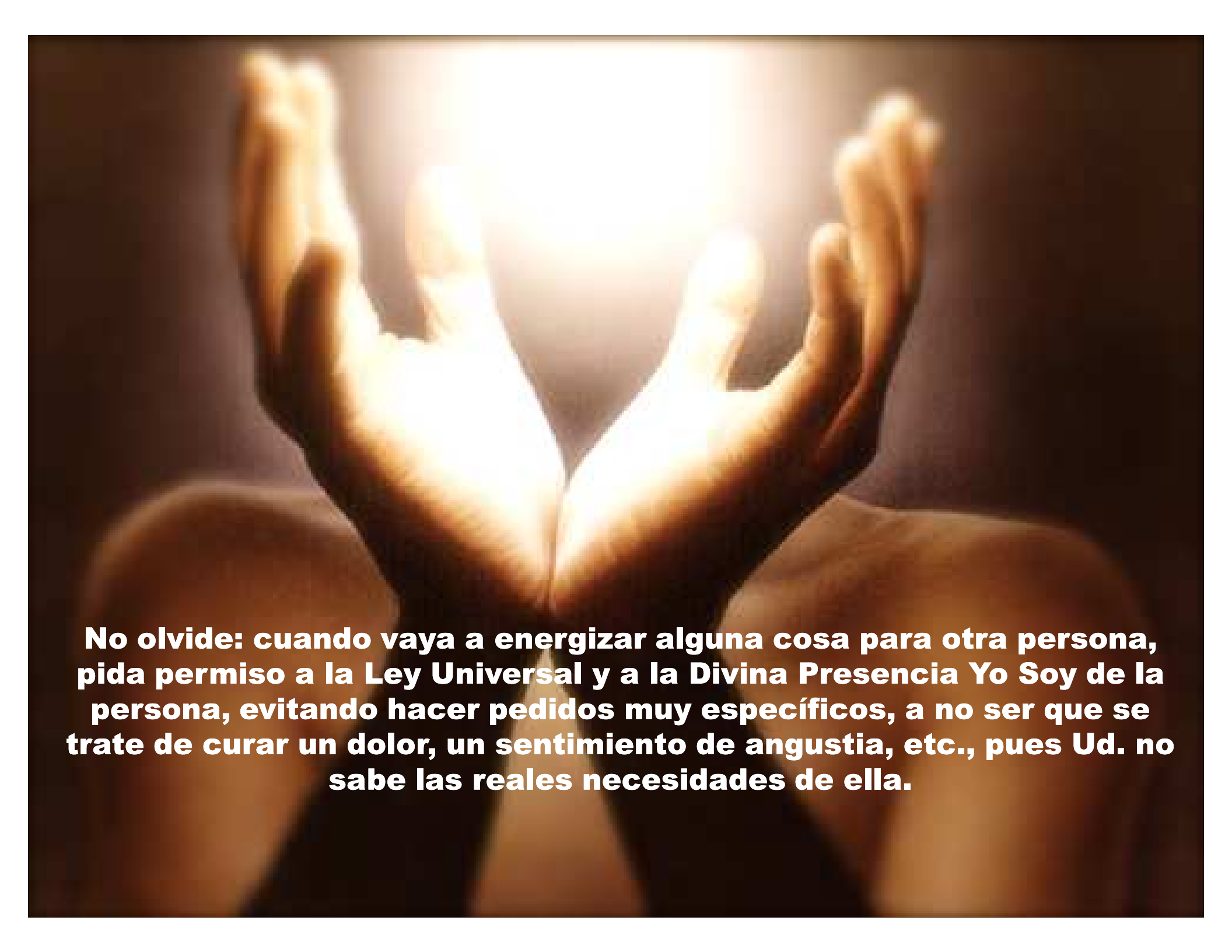


**Mentalice para qué Ud. desea energizar el agua.
Ejemplo: “Energizo el agua para que me proteja de
todas las energías mal calificadas”, o “Energizo el
agua para que me de energía, salud, bienestar, etc”.**

**Permanezca mentalizando y con las manos posicionadas el tiempo que crea necesario. Ud. debe tratar de “sentir” cuando el ejercicio haya terminado...
Beba el agua.**

The image shows two hands, palms up, holding a glowing, multi-colored pyramid of light. The pyramid is composed of several layers of translucent, overlapping triangles in shades of red, orange, yellow, green, and blue. The light emanates from the center of the pyramid, creating a bright, ethereal glow. The background is a dark, deep purple, which makes the light from the hands and the pyramid stand out prominently. The overall effect is one of energy, focus, and intention.

Usando el mismo proceso, podemos energizar lo que deseemos: comida, ropa, perfume, etc.



No olvide: cuando vaya a energizar alguna cosa para otra persona, pida permiso a la Ley Universal y a la Divina Presencia Yo Soy de la persona, evitando hacer pedidos muy específicos, a no ser que se trate de curar un dolor, un sentimiento de angustia, etc., pues Ud. no sabe las reales necesidades de ella.



NOTA: Siempre que trabaje con las manos para otra persona, lávelas muy bien con agua y jabón, después del ejercicio.

Esto lo libera de la energía que no es suya.

A close-up photograph of two hands, palms up, holding a bright, glowing orb of light. The orb has a complex, crystalline or fractal-like internal structure, radiating from a central point. The hands are positioned symmetrically, with fingers slightly curled. The background is dark, making the light orb stand out prominently. The overall mood is serene and hopeful.

LUZ, PAZ Y AMOR



Aprendizes da Luz
Fotos: Internet
Música: Serenite
Texto e formatação: Tania Vernet
regiver@yahoo.com.br